

80S*ALIVE

T E C H N O L O G Y R I D E R

S T A G E P L O T

★ General information + contact	Page 1
★ Time schedule + Security	Page 2
★ Stage, power supply	Page 3
★ PA	Page 3,4
★ Cabling Notes	Page 4
★ Light	Page 5
★ Backstage + Catering	Page 5
★ Others	Page 5
★ Cable assignment / that is needed!	Page 6
★ Stageplot	Page 7

GENERAL

Dear Organizer & colleagues,

Please, read this document carefully! It is requested the rider forward if necessary as soon as possible to the responsible technology company. We want to hang with our stage instruction not duplicating work, much more so to a smooth, successful outcome of the event will be made possible. Generally speaking, we are personable and flexible, but we require a certain minimum features of event technology to implement the show.

If you have any problems, questions or uncertainties to the technical requirements, if some points cannot be kept or changes of your side are necessary, we request of a short recall to avoid unnecessary stress on the event day.

Please, at least 1 week before the event!

Deviations may be possible, but require prior consultation.

Together can be almost any problem can find a satisfactory solution, if it is known to us in time. The fulfillment of these requirements is part of the corresponding commitment agreement. Thank you!

80S*Alive Crew



GENERAL QUESTIONS:

Ben Schnell
Mobil: 0172/56 05 112
eMail: groovecore@aol.com

QUESTIONS ABOUT INEAR SETUP:

Christian Svenson
Mobil: 0173/52 47 987
eMail: christian@christiansvenson.de

AUDIO ENGINEERING:

Timo Osterberg
Mobil: 0163/47 14 286
eMail: timo@soundguy.de

2. TIME SCHEDULE

2.1 Before the arrival of the band

To avoid delays in the process, the following work should be completed by the arrival of the band.

- ★ Completed construction stage + Riser
- ★ Built complete PA system including FOH + lighting system according Rider, wired and fully operational.
- ★ Successfully completed a first line check before the arrival of the band
- ★ Free Directions + Pitch for band bus / Sprinter + cars and if necessary issue a Palette access permission.

Delays due not prepared stage do not go to the expense of the band.

Scheduling of the structure of the event request.

Please take this regard early (at least 1 week before the event) Contact us!

2.2 Crew

Of the production, a live sound engineer brought separately (if not otherwise agreed), who makes the sound check and the show continues. He must have a full access to all relevant institutions to provide the sound system.

On arrival, the band / crew a competent technician competent engineering firm should be available. If the operation of the FOH console of a sound technician provided by the organizer, we expect the event justice to the professional standards and appropriate technician who is familiar with this kind of concerts bushings / occupation size. The musicians of 80sALIVE are affable and always look forward to working with motivated, friendly and knowledgeable professionals.

2.3 On the arrival of his band / should be done present

- ★ 1 experienced, with the lighting system familiar light technician, who illuminates the stage according to the instructions of the band and runs the show himself.
- ★ with separate monitor place a professional and experienced sound engineer for the monitor mix.
- ★ Attach the Split-out multi-core (splaying) of the band on the stage box to the FOH
- ★ Cabling + miking please through the stage technicians of the art company

With more than 30m delivery to the stage (tent, hall, outdoor stage) rooms on the first floor without elevator have two sober, strong helpers, who are familiar with the use of equipment are available (this applies to the unloading before and the loading of the band bus after the show). Helping hands are always very welcome. In addition, a site should be responsible to local conditions to discuss.

The organizer ensures that the stage is easily accessible for assembly and disassembly of the backline and enough parking spaces in the immediate vicinity of the stage / charging zone.

SAFETY

The organizer: ensuring compliance with the relevant regulations, standards and regulations of the venue Regulation (VStättVO), the local professional scientific accident prevention regulations (UVV) and the Association for Electrical, Electronic & Information Technologies (VDE) is up to the organizer. The relevant regulations for electrical, fire protection, etc. He remuneration (BGV C1, BGV A1, BGV A2, VDE, VStättVO ...) are observed and adhered to.

Access routes to the stage: must freely accessible, level, stable and not illuminated. Euro pallets, etc. can not be accepted!

3. STAGE

3.1 Minimum size (larger is better)

For problems with the stage size please hold early consultation with us!

- ★ **width: 8m**
- ★ **depth: 6m** (very important when performing with dancers!)
- ★ Clear height above the stage: 4.50 m and 0.8 m above normal!

3.2 Platforms / Risers

Please forward all platforms hang out with Molton!

- ★ 1x drum platform, 2 x 2m (approx 60cm high)
- ★ 1x Keyboard Platform, 2 x 2m (approx 40cm high)

3.3 Others

The stage should be hung behind and to the sides as possible with black Molton. Stage stairway side - if possible not visible, would be optimally covered!!!

4. POWER SUPPLY

To supply the backline a separate secured power supply is required.

10x Schuko sockets 230V 16A with a total, separate human safety FI, 30 mA. Positions of the needed electricity see stageplot.

The organizer is liable for damages caused by voltage fluctuations damage to the equipment!

5. PA

Check if the band without sound engineer is the selection of relevant technology components left to the engineer in the field are, as long as the equipment meets the requirements of this rider.

5.1 PA

We expect the event proper, professional PA system is a powerful, great sounding, homogeneous and contemporary sound to ensure (with pleasure Line-Array). **Please provide nearfills!**

Acceptable are d & b, Meyer Sound, Nexo, Kling & Freitag, GAE, L`Acoustics, Turbosound, EV, EAW, Fohn or qualitatively comparable systems. Please contact our sound engineer for clarification.

SAFETY

For outdoor events, the stage must be from the top and sides protected on three sides against the storm and have a sufficiently dimensioned roof. In mobile stage is common to compliance with all regulations, in particular the "BGV C1" to look for.

5.2 Mixing console

- ★ **At least 32 channel** (better about it! - See channel occupancy)
like Midas, Soundcraft, Yamaha, Allen & Heath o. cf.
- ★ **At least per channel:**
2x parametric mid, low cut, mute, separately adjustable Aux, PAD switches, phantom power, insert jack.
8 aux sends: 4x pre, 4x Post

5.3 Siderack

- ★ **31-band EQ for all sums**
- ★ **6x Gate, 6x Comp.**
- ★ **2x reverb unit:** T.C. Electronic M 2000, M 3000, Lexicon PCM 90 o. cf.
- ★ **2x multi-effects:** Yamaha SPX 990, SPX 1000, Lexicon PCM 80 o. cf.

5.4 Monitor

- ★ **4 (5) Wedges, Wedge 2 + channels XLR sum**, gerne L-Acoustic, GAE, Nexo, EAW, d&b, Fohn o. cf.

For a separate monitor place intercom for FOH.

5.5 Monitoring

The band (except singers) mixes their in-ear monitor signal themself

The central wiring is required!

5.6 VERY IMPORTANT !!!

The entire stage cabling must go to the drums.

From there, it brought along a 24 channel multicore for LOCAL STAGEBOX.

The stage box must be located in close proximity to the drums - max. 10m (view on Stage / right)!

Caution! The central cabling is required by the organizer!

Please see also Appendix channel allocation and stageplot! Important!

6. LIGHT

6.1 Illumination

We expect the event proper, professional stage lighting for visual support of the show. This includes in particular an adequate coverage of all positions (including drums and keyboard).

See stageplot. Please illuminate the front of the stage area evenly to the edge of the stage!

6.2 Licht

- ★ 24 PAR 64 (Front and Backlight, please forward better stepped lenses!)
- ★ 24er Lighting console
- ★ 1x Hazer (which is sufficient for the size of the stage)
- ★ 2x Blinder 8-Lights

Optimal (minimum): *Note: Moving Lights, Hazer, blind, etc. are now standard. The audience eye would enjoy.*

- ★ 4x Movinglights 575 HMI/Spot back
- ★ 4x Movinglights 575 HMI/Wash front, scanners, etc. sufficient luminosity over the stage area

7. BACKSTAGE

NOTE: The singer / 80sALIVE changing there outfits in during the show to after each song!!!

What is absolutely needed, is a room or similar, close to the stage (not more than 10m), with direct access to the stage, own light and please provide enough space for 8-11 people + equipment.

The **changing / lounge area may not be visible** (if necessary please necessarily depend).

He must be at least minimum 1 hour before the show begins, exclusively for the band. It should seating, 1 table, **1 make-up mirror** and also be optionally available in a full length mirror.

A toilet should be located in close proximity.

The room should be clean, lockable, if possible, but in any event not open to the general public and be heated if necessary. In tents the area side of the stage is laterally separate opaque. If necessary. affiche security forces are here! Furthermore, to ensure the artists and their management / Coaches unlimited admission to all backstage areas and premises for the entire duration of the event.

8. CATERING

8.1 On the band arrival

Non-alcoholic drinks (water, coke, fanta, apple juice with carbonation) for the band + crew. Hot coffee is always appreciated. We look forward to a hot meal for band + crew (9-11 people), as well as for local technicians.

(see info for catering contract)

8.2 During the show

Cola, 2 boxes mineral water (24 bottles á 0,75 l), it would be nice with a little carbonic

9. OTHERS

The organizer ensures the safety of musicians, crew, equipment and technology, including protection of the equipment against adverse conditions (size of the backstage area!). If necessary are to provide security forces.

We look forward to a successful event and the good cooperation with you!

THANK YOU!

Channel allocation* IT IS NEEDED!

The light and sound system (PA) including operator for light (if agreed and sound engineers) will be provided by the organizer. Upon arrival of the band structure according please Rider and line check should be ready. Please provide sufficient / necessary cable connections available! For questions or discrepancies please consult PRELIMINARY TIME.

CH#	INSTRUMENT	DECREASE IS REQUIRED BY THE ORGANIZER !!!	COMMENTS	TRIPOD IS REQ. B.T. ORGANIZER
1	Kick	own micro		
2	Snare	own micro		small
3	HiHat	own micro		small
4	Tom 1	own micro		clip
5	Tom 2	own micro		clip
6	Tom 3	own micro		clip
7	Oh L	own micro		large
8	Oh R	own micro		large
9	Bass	XLR		
10	Git L	XLR		
11	Git R	XLR		
12	Key L	DI		
13	Key R	DI		
14	Sampler 1 L	DI		
15	Sampler 1 R	DI		
16	Sampler 2 L	DI		
17	Sampler 2 R	DI		
18	Voc. Bass	Sennheiser 935		large
19	Voc. Git	Sennheiser 935		large
20	Voc. Drums	Sennheiser 935		
21	Lead Voc 1	Please SENNHEISER wireless microphone	Transmitter by the organizer!	large / plate
22	Lead Voc 2	Please SENNHEISER wireless microphone	Transmitter by the organizer!	large
23	Lead Voc 3	own wireless microphone Beyerdynamic	Frequenz 809.100	large
24	Voc Host	Please SENNHEISER wireless microphone	Transmitter by the organizer!	
25	Talkback			
26	FX Ret. 1 L			
27	FX Ret. 1 R			
28	FX Ret. 2 L			
29	FX Ret. 2 R			
30	FX Ret. 3 L			
31	FX Ret. 3 R			
32	FX Ret. 4 L			
33	FX Ret. 4 R			

Technical kontakt:
Timo Osterberg (+49) 0163/47 14 286



IE RACK
Ch- 1-20,
1m Subcore
to Stagebox

1x 230V

Drum RISER
2x2 m

Please black
MOLTON on fronts!


3x 230V

Keyboard RISER
2x2 m (1x2 m)


Please black
MOLTON on fronts!

Wedge
AUX 1

„must have“ stagesizes 10x8m (and bigger)


1x 230V

BASS



Wedge
AUX 1

3x Lead Vocals


1x Host
wireless!




Wedge
AUX 1

Wedge
AUX 1

GUITAR


1x 230V



Wedge
AUX 1